

Manual cleaning

Full face masks & Firefighting helmet F300

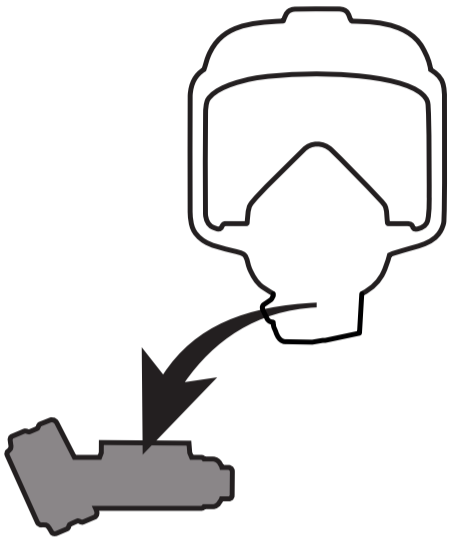
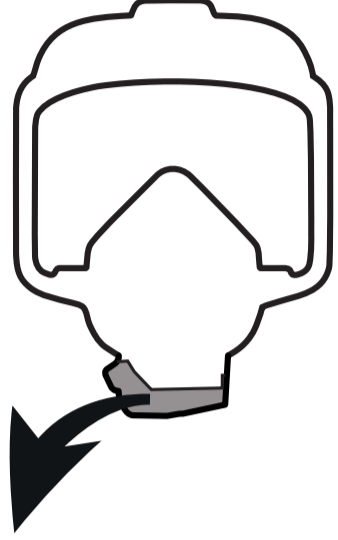




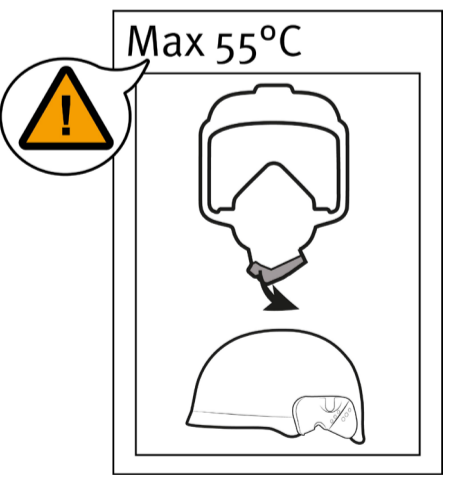
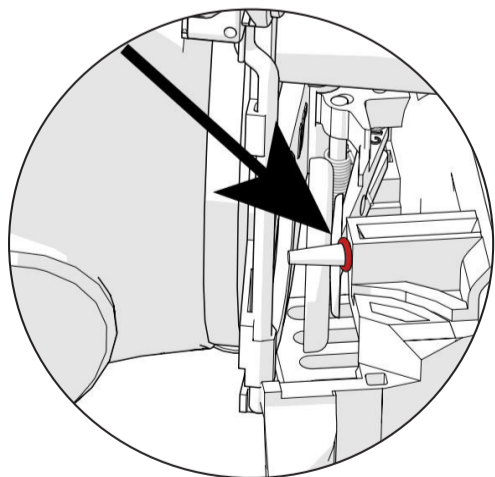


INTERSPIRO

Keeps You Breathing



Read safety data sheet and product label of the cleaning agents

<p>1</p>  <ul style="list-style-type: none"> Remove the breathing valve. Remove accessories that must not be submerged (eg. electronics). 	<p>2</p>  <ul style="list-style-type: none"> Open the hatch (if applicable). 	<p>3</p> <p>% </p> <p>Cleaning</p> <ul style="list-style-type: none"> Dose 0.5 - 3 % = 0.5-3 dL / 10 L in lukewarm water (30-40°C). Use higher dosage for heavily soiled equipment. <p>Cleaning and disinfection (one step)</p> <ul style="list-style-type: none"> Dose 0.5 % PPE Decon Disinfectant + 0.5 % PPE Decon Detergent in lukewarm water (30-40°C). <p>Note: PPE Decon Cleaner can not be used to clean and disinfect in one step.</p>														
<p>4</p>  <ul style="list-style-type: none"> Leave the mask/helmet in the solution for 15 minutes. When disinfecting max 15 minutes applies. NOTE! The equipment can be damaged if left in the bath for several hours. 	<p>5</p>  <ul style="list-style-type: none"> Rub the mask/helmet with a soft brush or sponge. 	<p>6</p>  <ul style="list-style-type: none"> Rinse thoroughly with clean water. Use a shower nozzle to facilitate the work. After disinfection, use warm rinsing water for increased effect (max 50 °C). 														
<p>7</p>  <ul style="list-style-type: none"> Make sure that the hatch is open. Let the mask/helmet dry. In a drying cabinet, maximum 2 hours at maximum 55 °C applies (proper drying counteracts the growth of bacteria and mold). 	<p>8</p>  <p>Check: That the red O-ring is in place (applies only to versions with ambient air hatch).</p>	<table border="1"> <thead> <tr> <th>Detergents & accessories</th> <th>Article no</th> </tr> </thead> <tbody> <tr> <td>PPE Decon Detergent, 25L</td> <td>34894-25</td> </tr> <tr> <td>PPE Decon Cleaner, 10L</td> <td>34893-10</td> </tr> <tr> <td>PPE Decon Cleaner, 25L</td> <td>34893-25</td> </tr> <tr> <td>PPE Decon Disinfectant, 10 L</td> <td>40020-10</td> </tr> <tr> <td>Hand pump</td> <td>32453-01</td> </tr> <tr> <td>Dosing pump, manual</td> <td>33440-01</td> </tr> </tbody> </table> <p>Customer contact:</p> <p>INTERSPIRO AB Box 2853, 187 28 Täby</p> <p>+ 46 8 636 51 00 servicesweden@interspiro.com</p> <p>interspiro.com</p>	Detergents & accessories	Article no	PPE Decon Detergent, 25L	34894-25	PPE Decon Cleaner, 10L	34893-10	PPE Decon Cleaner, 25L	34893-25	PPE Decon Disinfectant, 10 L	40020-10	Hand pump	32453-01	Dosing pump, manual	33440-01
Detergents & accessories	Article no															
PPE Decon Detergent, 25L	34894-25															
PPE Decon Cleaner, 10L	34893-10															
PPE Decon Cleaner, 25L	34893-25															
PPE Decon Disinfectant, 10 L	40020-10															
Hand pump	32453-01															
Dosing pump, manual	33440-01															