

SPARE PART LIST

DIVATOR DP1 SURFACE SUPPLY



© 2009 Interspiro AB, Sweden. This publication contains or refers to proprietary information which is protected by copyright. All rights are reserved. Interspiro®, Divator Lite® and Spiromatic® are registered trademarks belonging to Interspiro.

This publication may not be copied, photocopied, reproduced, translated, or converted to any electronic or machine readable form in whole or in part without prior written approval from Interspiro.

READ BEFORE USE

1. Only holders of a valid **INTERSPIRO SERVICE CERTIFICATE** may carry out service and repairs on **INTERSPIRO** breathing equipment. Unauthorized service may result in malfunction and users relying thereon could sustain severe respiratory injury or death.
2. When using the spare part list always refer to the equipments **MAINTENANCE AND REPAIR MANUAL** in regard to procedure and handling of the spare parts assembly and function.
3. Changes to this document – necessitated by typographical errors, inaccuracies of current information or improvements and changes of equipment – may be done at any time and without prior notice.
4. Some items include a character for identification purposes, ex. 4a and 4b. For some of these items a part number is not available. The identification character used for these items is intended to serve as a reference when following instructions in a service manual. They cannot be ordered as separate items.
5. The maintenance kits contain replacement items used for preventive maintenance. All items included in the maintenance kit shall be replaced according to the description in the **MAINTENANCE AND REPAIR MANUAL**.
6. Always refer to **WWW.INTERSPIRO.COM** for product or document updates and for service bulletines.

CONTENTS

MAINTENANCE AND TESTING SCHEDULE	6
DIVATOR DP1 SERVICE KITS	7
SURFACE PANEL	8
SURFACE UNIT	9
WHISTLE INSERT	10
SHUTTLE INSERT	11
HOSE & RELIEVING LOOP	12
CONNECTION MANIFOLD	13
VENTING INSERT	14
REGULATOR, MKII P+	15
ACCESSORIES	16
T-PIECE	17

MAINTENANCE AND TESTING SCHEDULE

This schedule is only valid for Divator DP1 diving equipment.

The schedule shows the minimum requirements for service and testing as recommended by Interspiro. Local requirements may differ due to environmental conditions and frequency of use.

To ensure trouble free operation it is advisable to replace parts included in the service kit in accordance with the schedule below.

#	APPARATUS/COMPONENT	BEFORE USE	AFTER USE	EVERY YEAR	EVERY 6 TH YEAR	EVERY 8 TH YEAR
1	Umbilical	U	C	C T	C T	
1.1	Hose			I	I	R ⁴
1.2	Strain Relief			I	I	
1.3	Belt & Carabine Hook			I	I	
1.4	Coupling			I	I	
1.5	P+ Regulator			I	R ³	
2	Surface Panel	U	C	C T	C T	C T
2.1	Box			I	I	I
2.2	Manifold Block			R ¹	R ²	

I = **Inspection**

C = **Cleaning**

U = **User Test**

R = **Renew**, service parts

T = **Performance Tests** on a calibrated test unit, by a certified technician.

1 Service kit for Divator DP1, Surface Panel, one year.

Ordering number: 460 190 701

2 Service kit for Divator DP1, Surface Panel, six years.

Ordering number: 460 190 702

3 Service kit for Divator DP1, P+ Regulator, six years.

Ordering number: 460 190 703

4 Service kit for Divator DP1, Hose, eight years.

Ordering number:	96 116-51	(1 m)
	99 086-02	(61 m)
	99 086-03	(71 m)
	99 086-04	(31 m)
	99 086-05	(121 m)
	99 086-06	(11 m)
	99 086-07	(91 m)


Parts included in service kits shall be replaced during service in accordance to schedule above.

DIVATOR DP1 SERVICE KITS

All service kits and service parts listed below shall be replaced during regular service.

1.1 SURFACE PANEL	- EVERY YEAR	
A 460 190 701	Service kit for 1 apparatus	See page 8-9
1.1 SURFACE PANEL	- EVERY 6 YEARS	
B 460 190 702	Service kit for 1 apparatus	See page 8, 10-11, 14
2.1 REGULATOR MKII P+	- EVERY 6 YEARS	
A 460 190 703	Service for 1 apparatus	See page 15
3.1 HOSE	- EVERY 8 YEARS	
96 116-51	1 m	See page 12
99 086-02	61 m	See page 12
99 086-03	71 m	See page 12
99 086-04	31 m	See page 12
99 086-05	121 m	See page 12
99 086-06	11 m	See page 12
99 086-07	91 m	See page 12

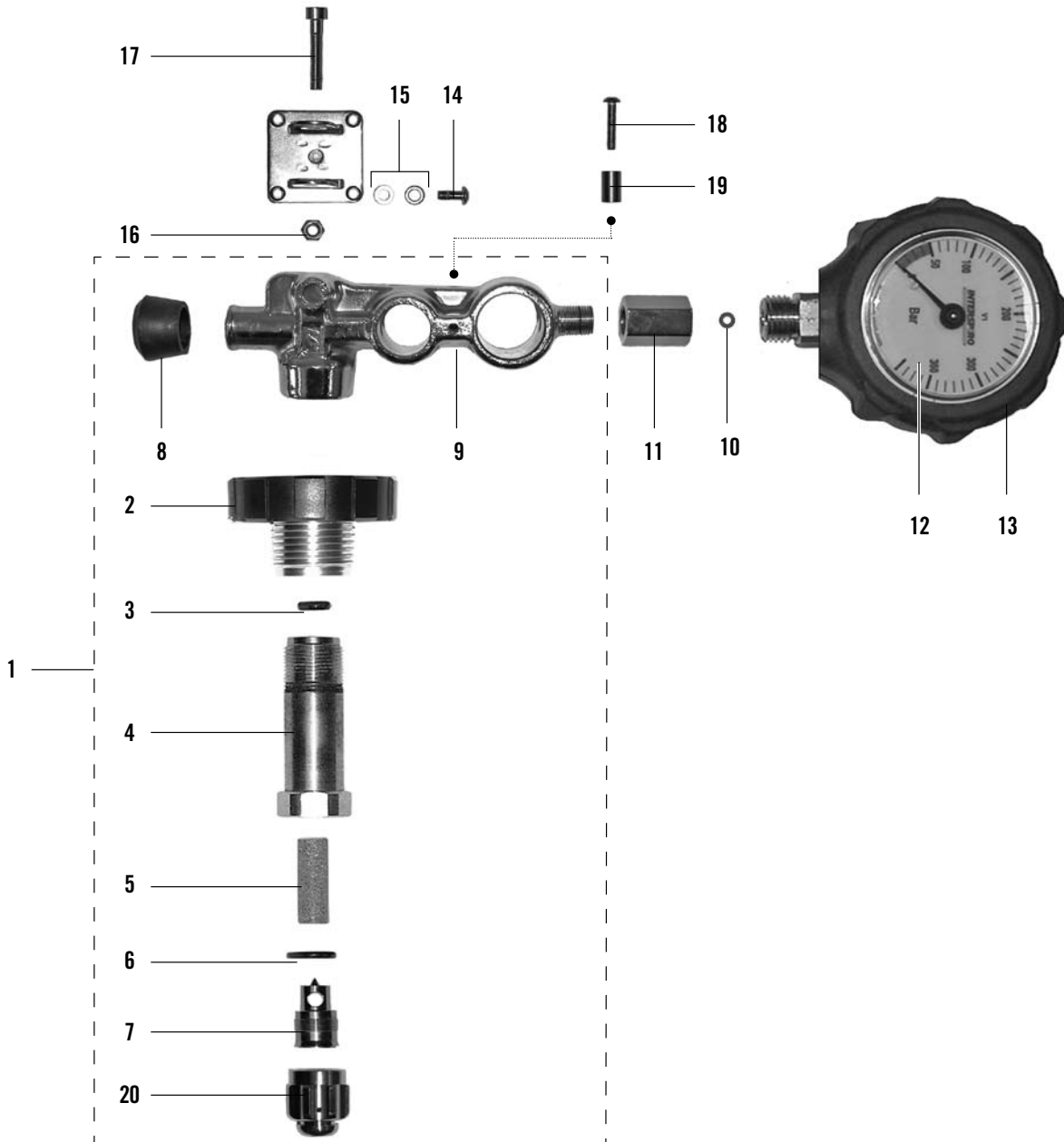
SURFACE PANEL



#	DESCRIPTION	ORDER NO.	NOTES
1	Surface Panel Box	---	
2	Whistle insert	---	See page 10
3	Shuttle insert	---	See page 11
4	Hose	---	See page 12
5	Venting insert	---	See page 14
6	Connection piece	---	See page 13
7	Valve block	---	See page 9
8 a.	Label	97046-51	English
b.	Label	97046-52	Swedish
c.	Label	97046-63	German
d.	Label	97046-99	US English
9	Plug, R5/8" Parking	96718-51	
10	Screw	96723-51	10-pack

#	DESCRIPTION	ORDER NO.	NOTES
11	Plug, R5/8"	---	See page 9
12	T-piece 300bar/4350psi	346190093	See page 17
#	SERVICE KIT	ORDER NO.	NOTES
A	Service kit for 1 app.	460190701	One year maintenance - 3 singular service kits - Connection 460 190 711 on pg 9
B	Service kit for 1 app.	460190702	Six year maintenance - 3 singular service kits - Connection 460 190 711 on pg 9 - 1 singular service kit - Shuttle insert 460 190 712 on pg 11 - 1 singular service kit - Venting insert 460 190 713 on pg 14 - 1 singular service kit - Whistle 460 190 323 on pg 10

VALVE BLOCK

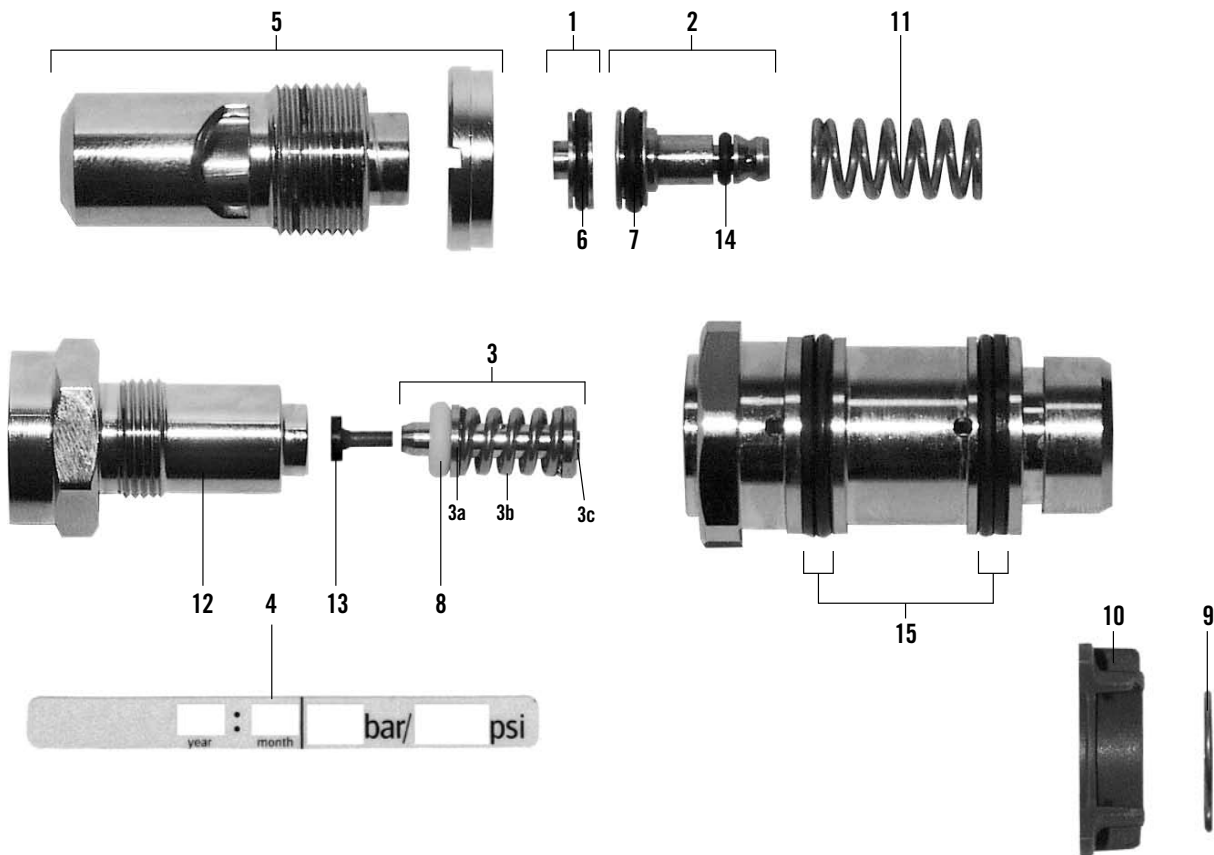


#	DESCRIPTION	ORDER NO.	NOTES
1	Valve block	346190329	
2	Hand wheel connect.	460190385	
3	O-ring	336190232	10-pack
4	Connection nipple	460190383	
5 a.	Filter	346190643	10-pack
b.	— —	346190644	100-pack
6 a.	O-ring	336190272	10-pack
b.	— —	460190237	100-pack
7	Nipple	460190382	
8	Cylinder support	346190230	5-pack
9	Valve block manifold ---		
10	Gasket set	336190159	
11	Sleeve	336100832	
12 a.	Pressure gauge, bar	460190919	Incl. #10
b.	Pressure gauge, psi	460190918	Incl. #10
c.	Pressure gauge, bar	460190381	Incl. #10 (old ver.)
d.	Pressure gauge, psi	460190715	Incl. #10 (old ver.)

#	DESCRIPTION	ORDER NO.	NOTES
13	Rubber cover	99266-52	
b.	Rubber cover	96548-51	For 460190381 & ..715
14	Screw	96723-51	10-pack
15	Washer	336190261	10-pack
16	Nut	336190244	10-pack
17	Screw	336190243	10-pack
18	Screw	96723-52	10-pack
19	Sleeve	99226-51	5-pack
20 a.	Plug R5/8"	95198-51	
b.	— —	460190077	5-pack

#	SERVICE KIT	ORDER NO.	NOTES
A	Service kit for 1 app.	460190711	
	Connection		
	- 1 singular items of each of #5/6		

WHISTLE INSERT

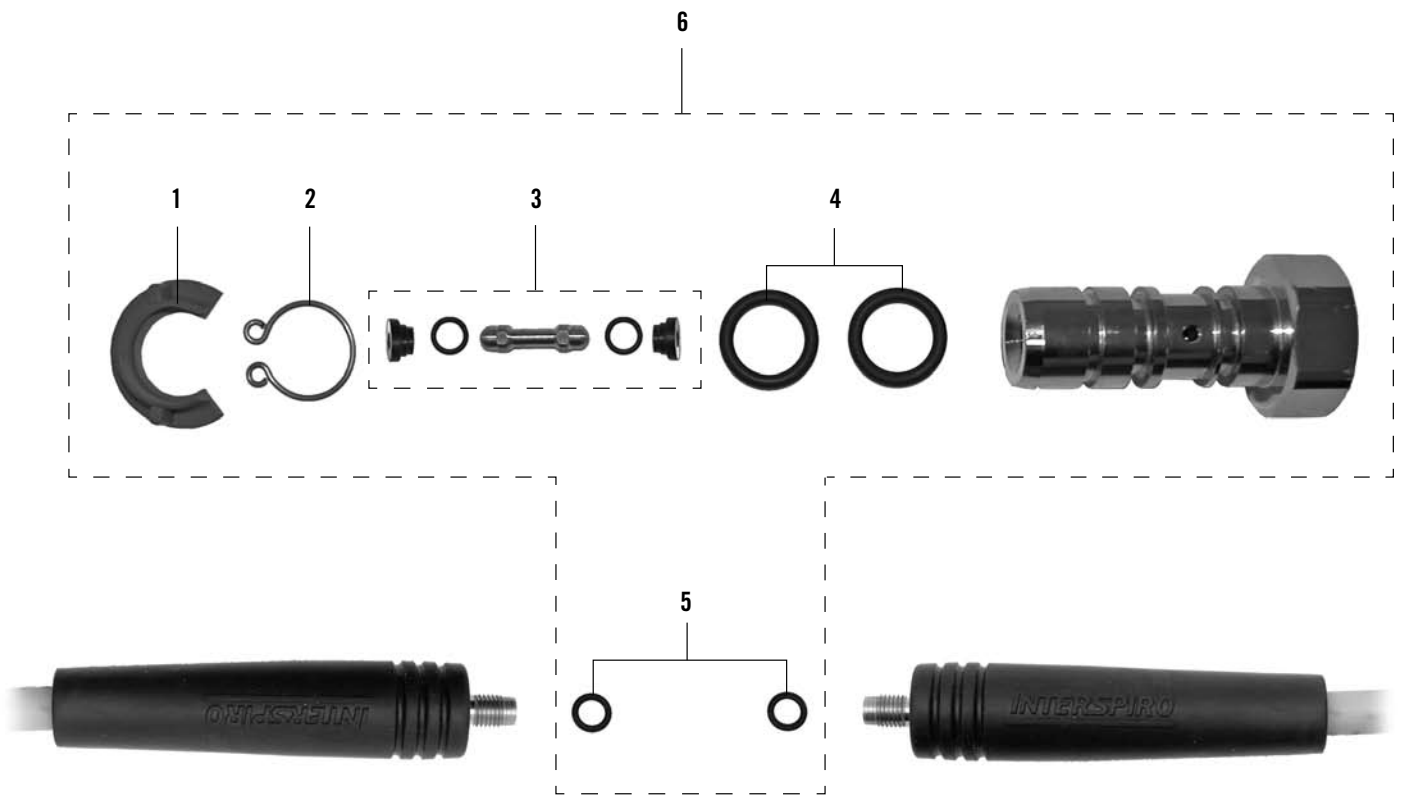


#	DESCRIPTION	ORDER NO.	NOTES
•	Whistle insert (55bar)	460190143	Not incl. #9-10
1	Nozzle with o-ring	346190220	Incl. #6
2	Regulating piston	346190219	Incl. #7/14
3	Piston assy.	346190216	Incl. #8
4	Sealing label	346190296	20-pack
5	Whistle assy.	346190221	
6	O-ring	346190251	10-pack
7	O-ring	346190249	10-pack
8	O-ring	336190240	5-pack
9	Locking clip	346190293	10-pack
10	Retaining ring	460190299	10-pack

#	DESCRIPTION	ORDER NO.	NOTES
11	Spring	346190218	5-pack
12	Whistle cylinder	346190248	
13	Sealing cone	346190217	10-pack
14	O-ring	460190269	10-pack
15	O-ring & back up rings	460190200	10-pack

#	SERVICE KIT	ORDER NO.	NOTES
A	Service kit for 1 app.	460190323	
	Whistle		
	-1 singular item of each of #4/6-10/13-15		

SHUTTLE INSERT

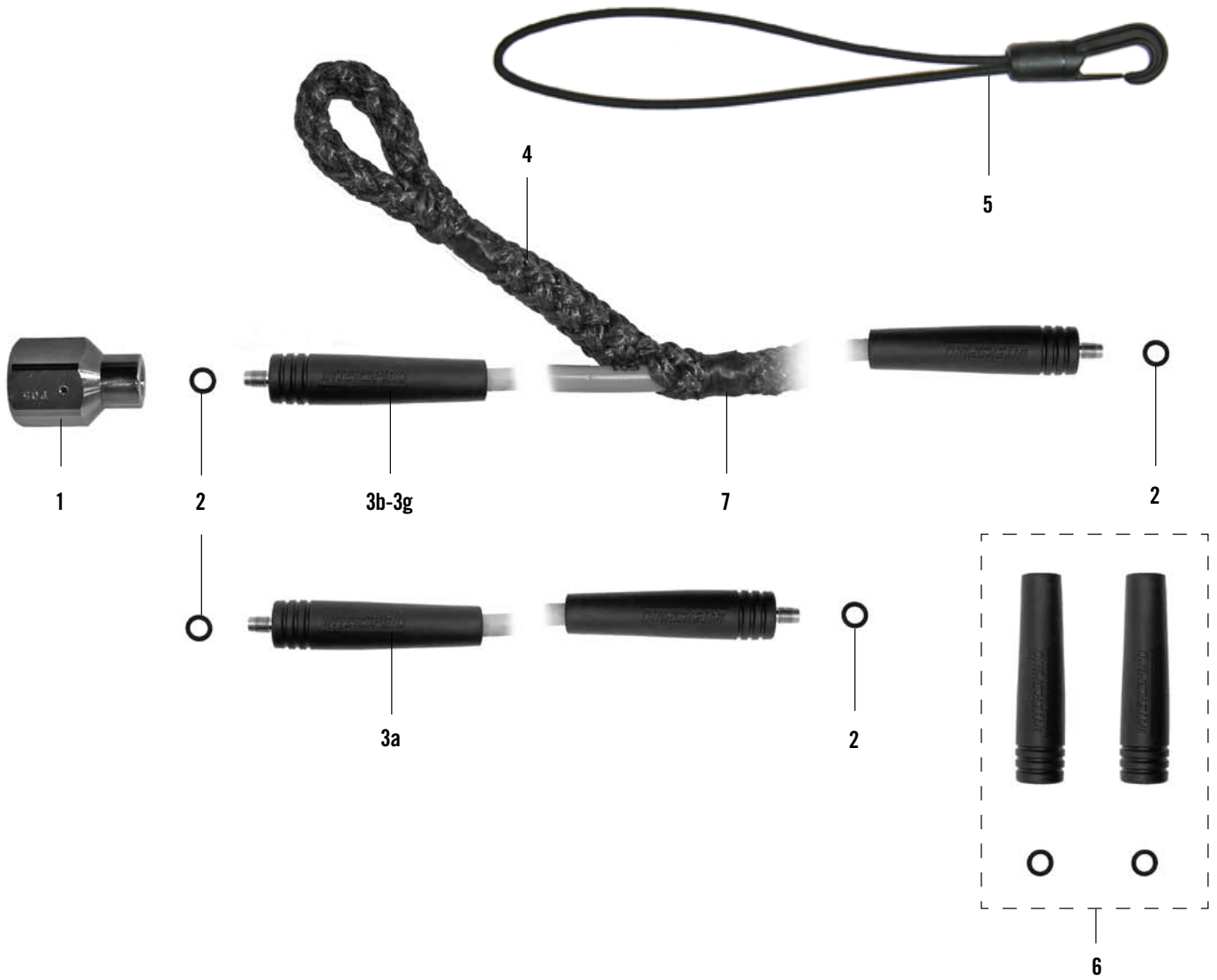


#	DESCRIPTION	ORDER NO.	NOTES
1	Retaining ring	460190299	10-pack
2	Locking clip	346190293	10-pack
3	Shuttle kit	460190750	

#	DESCRIPTION	ORDER NO.	NOTES
4	O-ring	336190220	10-pack
5	O-ring	336190312	10-pack
6	Shuttle insert	460190709	

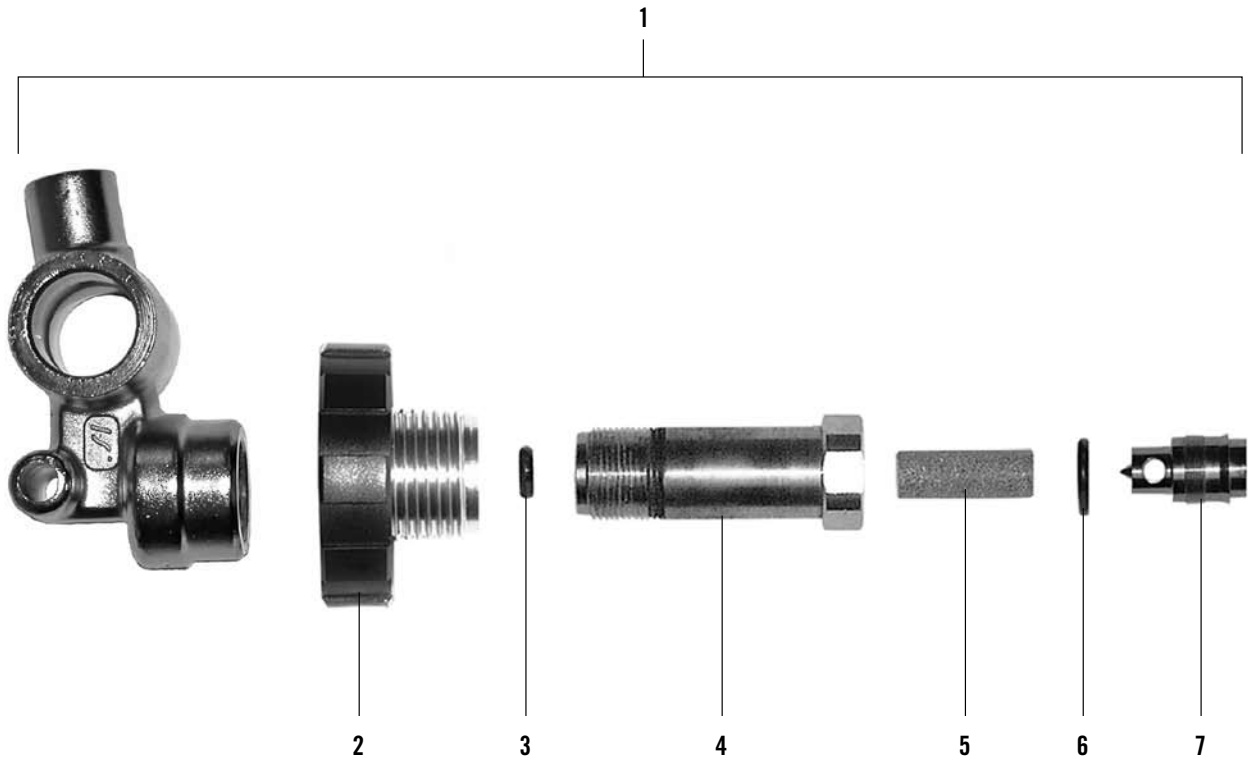
#	SERVICE KIT	ORDER NO.	NOTES
A	Service kit for 1 app.	460190712	
	Shuttle insert		
	-1 singular item of each of #1/2/3		
	-2 singular items of each of #4/5		

HOSE & RELIEVING LOOP



#	DESCRIPTION	ORDER NO.	NOTES
1	Connection R5/8"	96721-51	300bar, for 3b-3g
2	O-ring	336190312	10-pack
3 a.	Hose	96116-51	1 m, Incl. #2
b.	— —	99086-02	61 m, Incl. #2/4
c.	— —	99086-03	71 m, Incl. #2/4
d.	— —	99086-04	31 m, Incl. #2/4
e.	— —	99086-05	121 m, Incl. #2/4
f.	— —	99086-06	11 m, Incl. #2/4
g.	— —	99086-07	91 m, Incl. #2/4
4	Relieving loop	96726-51	2-pack
5	Holder with strap	88139-51	
6	Hose bend restrict. kit	460190917	Incl. 2 single items of #2
7	Vulcanizing tape	97045-51	10 m.

CONNECTION MANIFOLD

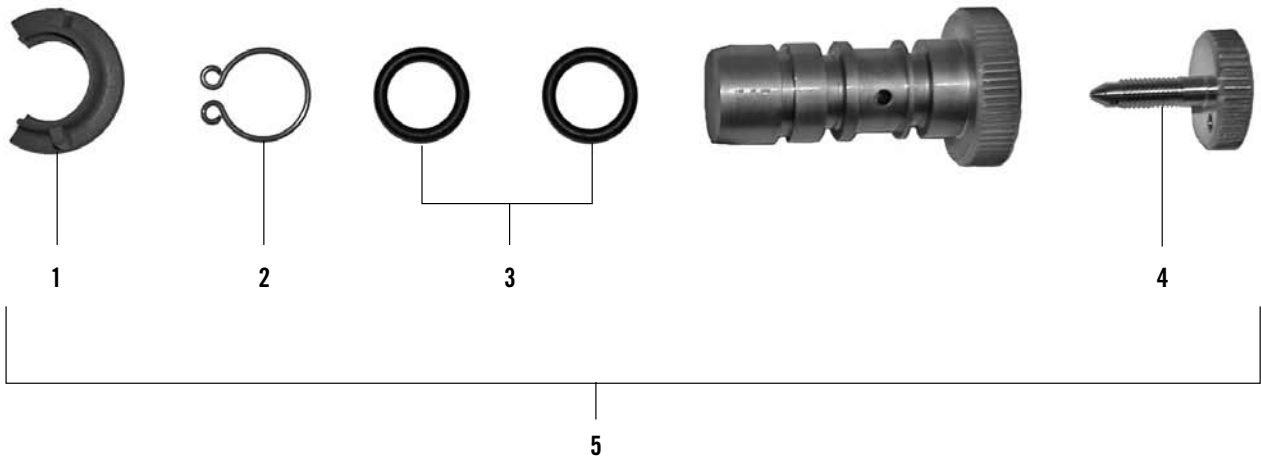


#	DESCRIPTION	ORDER NO.	NOTES
1	Connection manifold	96786-51	
2	Hand wheel con.	460190385	
3	O-ring	336190232	10-pack
4	Connection nipple	460190383	
5 a.	Filter	346190643	10-pack
b.	— —	346190644	100-pack

#	DESCRIPTION	ORDER NO.	NOTES
6 a.	O-ring	336190272	10-pack
b.	— —	460190237	100-pack
7	Nipple	460190382	

#	SERVICE KIT	ORDER NO.	NOTES
A	Service kit for 1 app. Connection	460190711	
	-1 singular item of each of #5/6		

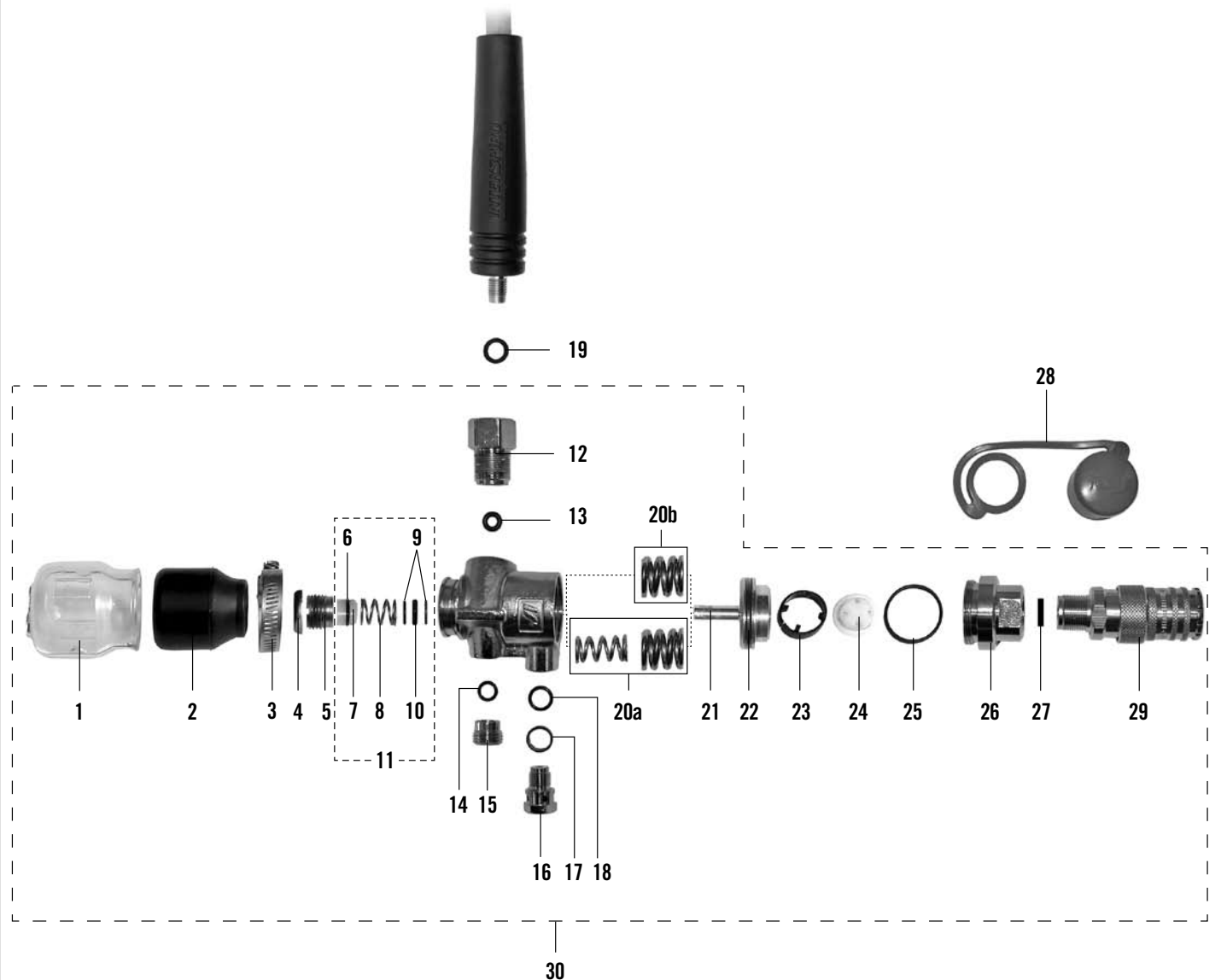
VENTING INSERT



#	DESCRIPTION	ORDER NO.	NOTES
1	Retaining ring	460190299	10-pack
2	Locking clip	346190293	10-pack
3	O-ring	336190220	10-pack
4	Venting screw	460190751	

#	DESCRIPTION	ORDER NO.	NOTES
5	Venting valve, 300 bar	460190916	Incl. #1-4
#	SERVICE KIT	ORDER NO.	NOTES
A	Service kit for 1 app. Vent insert	460190713	-1 singular item of each of #1-3

REGULATOR, MKII P+

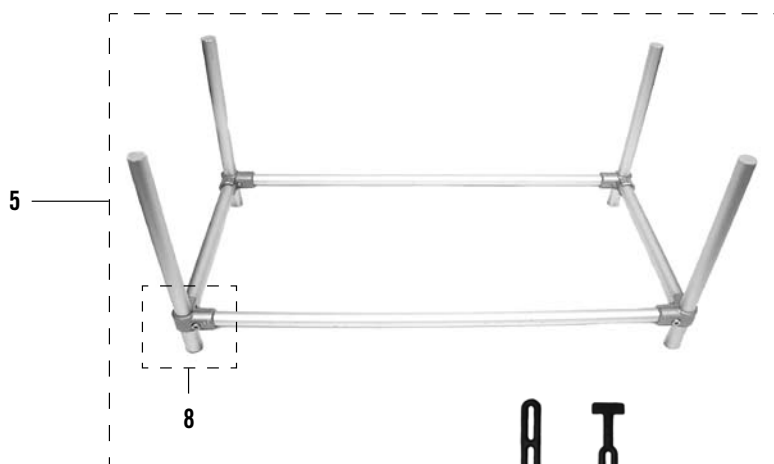



#	DESCRIPTION	ORDER NO.	NOTES
1	Anti freezing cover	460190523	
2	Anti freezing cap	460190507	5-pack
3	Hose clamp	460190526	
4	Sealing plate	336190256	25-pack
5	Adjustment screw	460190425	5-pack
6	O-ring	336190231	10-pack
7	Valve seat	460190591	10-pack
8	Spring	346190028	5-pack
9	Supporting washer	336190637	10-pack
10	O-ring	336190233	10-pack
11	Valve seat set	460190648	Incl. #6-10
12	Nipple, P+ regulator	---	
13	O-ring	336190232	10-pack
14	O-ring	336190221	10-pack
15	Blind plug	460190752	
16	Relief valve, 17 bar	96724-51	Incl. #17/18
17	Protective band	346190053	10-pack
18	O-ring	336190311	10-pack
19	O-ring	336190312	10-pack

#	DESCRIPTION	ORDER NO.	NOTES
20 a.	Control spring set	460190864	
b.	Control spring	96722-51	5-pack
21	Piston	460190420	
22	O-ring	336190230	10-pack
23	Stop ring	460190424	5-pack
24	Diffuser	460190564	
25	O-ring	336190229	10-pack
26	Cover, P+ regulator	---	
27	O-ring	336190238	10-pack
28	Quick coupling cover	460190753	5-pack
29	Quick coupling	460190754	
30	Regulator, MKII P+	96720-51	


#	SERVICE KIT	ORDER NO.	NOTES
A	Service kit for 1 app. Divator P+ regulator	460190703	Six year maintenance -1 singular item of each of #2/4/6/7/10/17/19/22/25 -2 singular items of each of #9

ACCESSORIES



#	DESCRIPTION	ORDER NO.	NOTES
1	Ring "OPEN"	97335-51	
2	Pressure relief handle	97373-51	
3	Carbine hook	99256-51	stainless steel
4	Safety belt	96741-51	
5 a.	Hose winding frame kit	96745-01	Std size, incl. straps
b.	Hose winding frame kit	96745-02	Transp.box size, +straps
6	Strap, hose retaining	97859-51	T-shape
7	Strap, hose retaining	97860-51	
8	W-frame coupling	99366-51	

T-PIECE



#	DESCRIPTION	ORDER NO.	NOTES
1	Manifold, T-piece,	346190093	300 bar/4350 psi
2	O-ring, 300bar/4350psi	336190232	10-pack
3	Connection nipple,	460190493	300bar/4350psi
4	Hand wheel cover	460190483	5-pack
5	Hand wheel	460190495	300bar/4350psi
6 a.	O-ring	336190272	10-pack
b.	— —	460190237	100-pack
7	Nipple	460190497	300bar/4350psi

INTERSPIRO

www.interspiro.com

CENTRAL EUROPE

AUSTRIA

INTERSPIRO GesmbH www.interspiro.de

Feldbacher Str. 3 A-8200 GLEISDORF AUSTRIA

TEL +43 (0)311 236 133 FAX +43 (0)311 236 133 22 E-MAIL info@interspiro.de

GERMANY

INTERSPIRO GmbH www.interspiro.de

Postfach 1220 D-76691 FORST/BADEN GERMANY

TEL +49 (0)7251 8030 FAX +49 (0)7251 2298 E-MAIL info@interspiro.de

SWITZERLAND

INTERSPIRO AG www.interspiro.de

Güterstraße 47 CH-4133 PRATTELN SWITZERLAND

TEL +41 61 827 99 77 FAX +41 61 827 99 70 E-MAIL info@interspiro.ch

THE NETHERLANDS & BELGIUM

INTERSPIRO BV www.interspiro.nl

Televisieweg 113 NL-1322 BD ALMERE NETHERLANDS

TEL +31 (0)36 5363103 FAX +31 (0)36 5384809 E-MAIL infobv@interspiro.com

NORTH & SOUTH AMERICA

INTERSPIRO Inc. www.interspiro-us.com

10225 82nd Avenue PLEASANT PRAIRIE WI 53158-5801 USA

TEL +1 262 947 9901 FAX +1 262 947 9902 E-MAIL sales@interspiro-us.com

UNITED KINGDOM & IRELAND

INTERSPIRO Ltd. www.interspiro.com

7 Hawksworth Road Central Park TELFORD Shropshire TF2 9TU UNITED KINGDOM

TEL +44 (0)1952 200 190 FAX +44 (0)1952 299 805 E-MAIL infouk@interspiro.com

SCANDINAVIA, ASIA/PACIFIC & MIDDLE EAST

SWEDEN

NORDIC & EXPORT SALES DIVISION www.interspiro.com

Box 10060 S-181 10 LIDINGÖ SWEDEN

TEL +46 8 636 51 00 FAX +46 8 765 48 53 E-MAIL info@interspiro.com

MALAYSIA

NORDIC & EXPORT SALES DIVISION www.interspiro.com

305 & 305A Lorong Perak Taman Melawati 53100 KUALA LUMPUR MALAYSIA

TEL +60 3 4105 8122 FAX +60 3 4105 3122 E-MAIL asiapacific@interspiro.com